



**2024**

# ***Scorekeeping Clinic***



Niles-Centerville Little League  
P.O. Box 2604, Fremont, CA 94536  
<http://clubs.bluesombrero.com/ncll>

# Overview

- Scorekeeper role
- NCLL Bylaws & COVID modifications
- Home Team Scorekeeper's Tasks
- Responsibilities & etiquette
- Playing rules
- General baseball rules
- Pre-game information for scorers
  - Game information
  - Player information
  - Pitcher eligibility
- In-game Scoring
  - Scoreblocks
  - Common symbols
  - Recording Pitches & Count
  - Replacing pitcher
  - End of inning
  - Substitutions/Position changes
  - End of game
- Practice Scenarios

V CHICAGO WHITE SOX @ H KANSAS CITY ROYALS AT: KRAFTMAN STADIUM, KANSAS CITY, MO (G 4 OF 4) DATE: 9/10/11

	1	2	3	4	5	6	7	8	9	AB	R	H	RBI	BB	K	F	G	PO	SAC	HR	SB	HB			
1 PIERRE	LF	1	1	1	1	1	1	1	1	4	1	2	1	1	1		3								
10 RAMIREZ	SS	1	1	1	1	1	1	1	1	5	1	1			1	3	4								
14 KOVERKO	1B	1	1	1	1	1	1	1	1	5	2	2	2			3	3			1					
12 PIERZINSKI	C	1	1	1	1	1	1	1	1	5	3	4	4				1			2					
51 RIOS	CF	1	1	1	1	1	1	1	1	3	1		2	1	1	1	3								
32 DUNN	DH	1	1	1	1	1	1	1	1	5	1	2	1		2	1	3								
24 VICIEDO	RF	1	1	1	1	1	1	1	1	5	1	2			1	1	3								
30 DEAZA	RF	1	1	1	1	1	1	1	1	X															
22 MOREL	2B	1	1	1	1	1	1	1	1	4	2	2	1		2		2								
15 BECKHAM	2B	1	1	1	1	1	1	1	1	3		1	2	2	1	5	1								
		11-9	27-19	36-25	74-44	90-55	98-60	23-18	39-23	15-10															
Runs Scored =	10	0	2	0	2	0	0	2	4	0															
Base Hits =	15	1	3	0	2	1	0	2	3	40	10	15	10	4	10	12	3	7	1	3	0	0			
Fielding Errors =	0	0	0	0	0	0	0	0	0	0															
Left On Base =	9	0	1	0	2	1	3	0	0	0															
Pitchers Faced	IP	H	R	ER	BB	K	HR	WP	HB	BK	TBF	Pitchers Faced										Final Score	R	H	E
52 BRUCE CHEN	W	5	9	4	4	2	2	0	0	0	26											CWS	10	15	1
46 LOUIS COLEMAN	W	1	2	3	2	2	0	4	2	0	8											KC	5	15	0
57 JESSE CHANEY	W	1	3	4	4	2	3	1	0	0	8														
53 TIM COLLINS	W	0	0	0	0	0	0	0	0	0	3														

NOTES (BCAST KEY, GEM, EJECTIONS) | BATTING (2B-3B-HR-TB-RBI-2oRBI-RISP2o-LQIDP-S-SF-BLS) | FIELDING (E-DP-PP-XX) | BASERUNNING (SB-CS) | PITCHING (BS-VP-BB-HB-BK)  
 WPI: MARK HANDELSON/STEVE STONE | ZB: DUNN N. MOREL | E: BECKHAM | CS: PIERRE  
 CWS = 7-GAME LOSING STREAK | HR: KOVERKO (MORAN) 1st (1st + F.P.) | PIERZINSKI, Z. (SHEHAN) 2nd (2nd + F.P.) | CHANEY 2nd (2nd)  
 KC = 7-GAME WINNING STREAK | SF: BECKHAM

spot.com  
 L: CHEN

# Scorekeeper Role

- **Game officials (not umpires!)**
  - Your scorecard is the official record of the game
- **Record the progress of the game**
  - Balls & strikes, hits, runs, outs, etc.
- **Make judgment calls – hit vs. error, fielder's choice, etc**
  - Try to be consistent
- **Track pitch counts –Official Recorder**
  - Keep our pitchers safe from overuse injuries
- **Ensure mandatory play for all players**

***WE APPRECIATE YOU!!!***

Thank you for volunteering to keep score – our kids need scorekeepers to play Little League games!

# ***NCLL Bylaws on Scorekeeping***

For all levels of play (except T-ball), both the Home and Visiting teams are to provide one scorekeeper during each game. The Home Team's scorekeeper will be designated the Official Scorekeeper for the game. Both scorekeepers may sit in the Scorekeeper area immediately behind Home Plate if agreed upon by both scorekeepers. If either scorekeeper has a preference to remain physically distanced from the other scorekeeper, this is allowed and should be respected. If the scorekeepers are physically distanced, the home scorekeeper inhabits the score booth and the visiting team scorekeeper is permitted to score from the bleachers.

Scorekeepers shall not communicate with any individuals other than umpires and participants of the game as allowed by the Little League Rule Book. Only approved scorekeepers will be allowed to keep score during games.



# Each Team keeps a book

- Keep score for entire game
  - At bats for both home and visiting teams
- New scorebooks
  - Modified score block
- Compare pitch count regularly with other scorekeeper to ensure accuracy

The image shows a standard baseball scorebook page. It features a grid for recording player statistics across nine innings. The columns are labeled 'PLAYERS' (with sub-columns for P, O, S), 'VS', 'GAME' (with sub-columns for 1-9), 'SCORER', and 'PLAYER TOTALS' (with sub-columns for AB, R, H, HR, RBI, CS). The bottom section includes 'GAME TOTALS' for both teams, 'PITCHES BY INNING', and 'PITCHING TOTALS'. A small diagram of a baseball field is visible in the bottom right corner.

Player #	1B	2B	3B	HR	BB	HP	SCB	SCF
B								1
B								2
B					■			3
S					■			
S							■	

Official RBI Tracker

# *Scorekeeper supplies*

- Retrieve from Manager(s)
  - Game lineups (for both teams)
  - Scorebook
  - Pitching log
  - Supply pouch
    - Pencils, red pencils, sharpener, pens, highlighter
- Clock
- Water, snacks
- Arrive early
- Slide decks in the booth

# Home Team Scorer Tasks

## Before First Game of the Day:

- Get scoreboard controller, microphone, and spare batteries from Snack Shack
  - Verify operation as soon as possible

## Before All Games:

- Get canister of game balls appropriate for that division (manager may have already grabbed – make sure you have them in booth well before start of game)

# Home Team Scorer Tasks

## After All Games:

- Power off scoreboard controller
- Collect signatures
  - Scoresheets - Both scorekeepers sign
  - Pitching log - Both managers & home scorekeeper sign
- Return scorebook, pitching logs, and supply pouch to manager
- Return game balls & canister to Snack Shack
- E-mail game scores ASAP to:
  - [ncllscorekeeping@gmail.com](mailto:ncllscorekeeping@gmail.com)
  - **Standings are kept!**

## After Last Game of the Day

- Turn off power strip
- Roll down window
- Return microphone and controller to Snack Shack



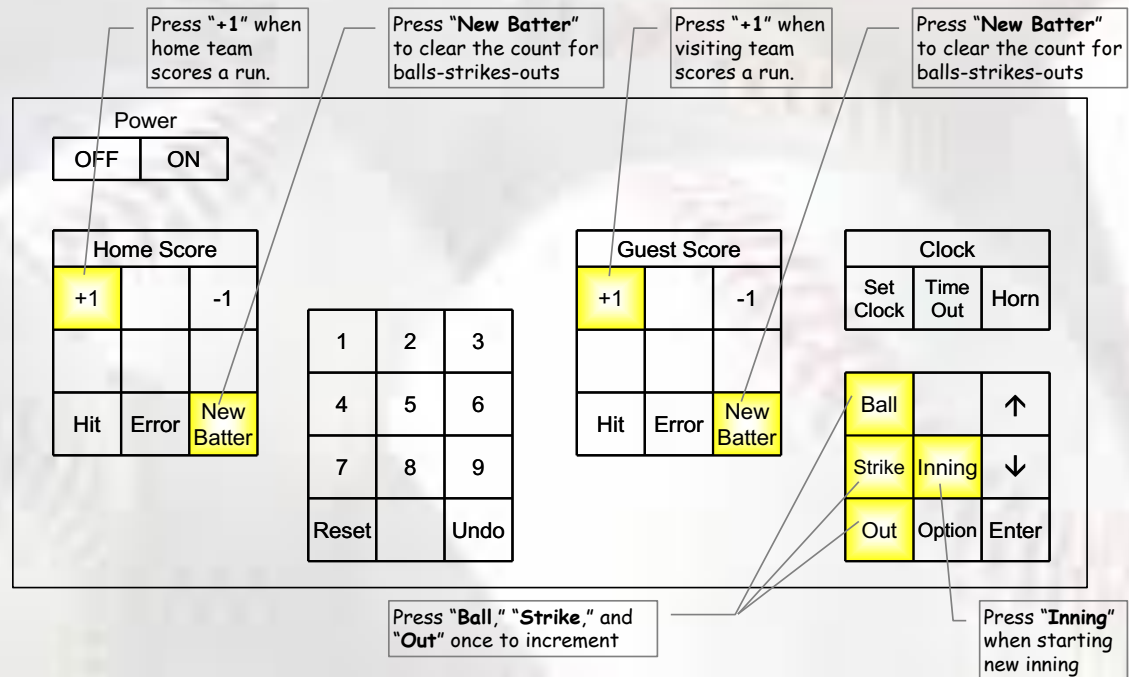
# *Scorekeeper Etiquette*

- **During the game, remain objective**
  - No cheering or coaching
- **Keep distractions to a minimum**
  - No young children, cell phones in vibrate/silent mode
- **Communicate with home umpire & the other scorekeeper**
  - If there is a discrepancy in how many balls, strikes, or outs
  - Pitch count for the current pitcher (at the end of each ½ inning)
  - If you have a non-immediate issue, wait until the inning break

# Scoreboard operation

- Home scorekeeper operates scoreboard
  - Can bring family member to help
- Scoreboards are turned on prior to game start (by Visiting team)
  - Breaker box is located in green chalk container
  - Scoreboards (for Minor and Major fields) can only be started one at a time
- Scoreboard controller

- Runs
- Innings
- Balls
- Strikes
- Outs



# ***Playing Rules – Minor A and above***

## **All Levels:**

- Continuous Batting Order
- If a manager orders an intentional walk, the batter takes 1<sup>st</sup> base without any pitches being thrown
  - 4 balls are charged to the pitcher's record –(includes Juniors this year!)

## **Minor A & Majors:**

- 6-inning games
  - 10-run rule in effect in the 4th inning
- Runners may leave their base(s) after the pitch has reached the batter
- Minor A: Inning is over after 3 outs, entire lineup has batted, or 5 runs
  - 5-run rule is lifted in the last inning
- Majors and above: Catcher must record force out after dropped 3<sup>rd</sup> strike ( or "not caught")

## **Intermediate & Juniors:**

- 7-inning games
  - 10-run rule in effect in the 5th inning
- Leading off, pick-offs, balks

# ***Baseball Rules for Scorekeepers***

- **Mandatory play (IV.i)**
  - Every player present plays 6 defensive outs and
  - Each player gets one complete at bat. (Short game?)
    - Complete at bat – If runner gets on base, they stay in the game until they are put out, score or the game/inning ends.
- **Minimum number of players (Rule 4.04 and Bylaws)**
  - Can play with only 8 players. 9<sup>th</sup> batter skipped over (not an out).
- **Unannounced substitutions (3.08)**
  - Managers should tell the umpire (and the umpire tells the scorekeepers) of any substitutions. However, unannounced substitutions are legal.
  - Scorekeepers say nothing and record the action.

# ***Baseball Rules for Scorekeepers (cont)***

- **A run is not scored during force out for 3<sup>rd</sup> out of inning (4.09)**
  - A run is not scored if the runner advances to home base during a play in which the third out is made by any runner being forced out.
- **Batting out of turn (6.07)**
  - The umpire handles any appeals related to an improper batter. The scorekeepers say nothing and record the action.
- **Special pinch runner – 9-man only (7.14)**
  - A special pinch runner is not a substitution. It is a swap to run the bases only.
- **After 2<sup>nd</sup> Extra Inning – start with a runner on 2<sup>nd</sup> base (last batter out from previous inning).**



# Pre-game: Game Information

- Use one scoresheet per game
- What we know:
  - On May 8, 2015, there's a Major game scheduled to start at 5 PM on the NCLL Major field
  - Yankees are the visiting team, Pat Foxx scorekeeping
  - As are the home team, Kim Myers scorekeeping
  - First pitch thrown at 5:05 PM

**front (visitors)**

PLAYERS			POS	Yankees vs A's					DATE TIME	PLACE	COND. SCORER									
NO	LAST	FIRST		1	2	3	4	5				6	7	8	9	AB	R	H	RBI	SO
1	5	Wang, D																		
2	3	Foxx, K																		
3	10	Armaz, O																		

**back (home)**

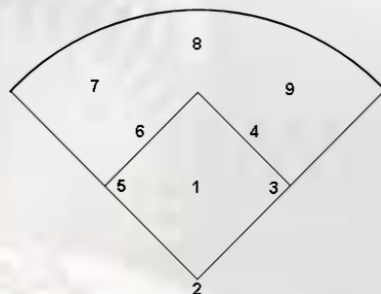
PLAYERS			POS	Yankees vs A's					DATE TIME	PLACE	COND. SCORER									
NO	LAST	FIRST		1	2	3	4	5				6	7	8	9	AB	R	H	RBI	SO
1	8	Nand, R																		
2	1	Thomas, F																		
3	9	Myers, E																		

**visitors vs home (same on both sides)**

# Pre-game: Player Information

Continuous rotation

- Manager's lineup
- Visitors on front of scoresheet, home on back
- List every player
- Last name first
- Use position numbers
  - Use "-" for bench
- List absent players near the bottom
  - Add late players to the END of the lineup (Rule 4.04)
- Players have up to three numbers assigned to him/her
  - batting order number
  - jersey number
  - position number



Lineup  
(manager fills)

OFFICIAL BATTING ORDER			
TEAM: <i>Giants</i>		COACH:	
NO	STARTER NAME	POS	SUBSTITUTE
11	Alex Allen	CF	
9	Brandon Brown	2B	
6	Chris Clark	1B	
7	Dante Diaz	LF	
2	Emily Evans	RF	
5	Felix Flores	C	
12	Greg Garcia	3B	
1	Hannah Hall	SS	
10	Izzy Ing	P	
3	Jacob Jones	-	
4	Kevin Kim	-	
8	Louis Lee	abs	

Scorebook  
(scorekeeper fills)

PLAYERS			
No	Last, First	Pos	
1	11 Allen, Alex	8	
2	9 Brown, Brandon	4	
3	6 Clark, Chris	3	
4	7 Diaz, Dante	7	
5	2 Evans, Emily	9	
6	5 Flores, Felix	2	
7	12 Garcia, Greg	5	
8	1 Hall, Hannah	6	
9	10 Ing, Izzy	1	
10	3 Jones, Jacob	-	
11	4 Kim, Kevin	-	
12	ABSENT		
8	Lee, Louis		

# Pre-game: Player Information

Continuous rotation

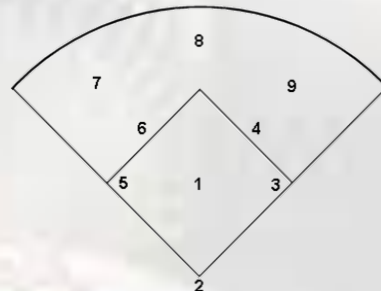
- Put an “I” or some note next to names of players ineligible to pitch
- Make sure all kids are in scorebook – so we can track mandatory play

Lineup  
(manager fills)

OFFICIAL BATTING ORDER			
TEAM: <i>Giants</i>		COACH:	
NO	STARTER NAME	POS	SUBSTITUTE
11	Alex Allen	CF	
9	Brandon Brown	2B	
6	Chris Clark	1B	
7	Dante Diaz	LF	
2	Emily Evans	RF	
5	Felix Flores	C	
12	Greg Garcia	3B	
1	Hannah Hall	SS	
10	Izzy Ing	P	
3	Jacob Jones	-	
4	Kevin Kim	-	
8	Louis Lee	abs	

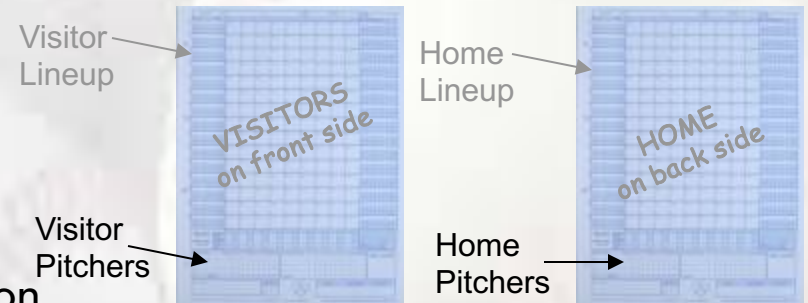
Scorebook  
(scorekeeper fills)

PLAYERS			
No	Last, First	Pos	
1	11 Allen, Alex	8	
2	9 Brown, Brandon	4	
3	6 Clark, Chris	3	
4	7 Diaz, Dante	7	
5	2 Evans, Emily	9	
6	5 Flores, Felix	2	
7	12 Garcia, Greg	5	
8	1 Hall, Hannah	6	
9	10 Ing, Izzy	1	
10	3 Jones, Jacob	-	
11	4 Kim, Kevin	-	
12	ABSENT		
8	Lee, Louis		



# Pre-game: Pitcher Information

- Before start of game fill out:
  - Pitcher information on scoresheet
    - List starting pitchers on same side as their batting lineup
    - Running pitch count will be recorded on opposite side of scorecard



## In-Game Pitcher Eligibility:

- A pitcher removed from the mound cannot return as pitcher.
  - 50/70 & Juniors: A pitcher who is removed from the mound but remains on defense (in a different position) can return as pitcher once per game.
- A pitcher who throws 41+ pitches in a game may not play catcher.
- A player who catches 3+ innings in a game may not pitch
- Track Catcher-Pitcher and Back to Catcher (rules!)

# Pitcher eligibility

Obtain red pitching log from manager

Verify ineligible pitchers

Write new pitcher info in ink

Niles-Centerville Little League -- Baseball Pitcher Eligibility Tracking Form

Division \_\_\_\_\_

Team \_\_\_\_\_

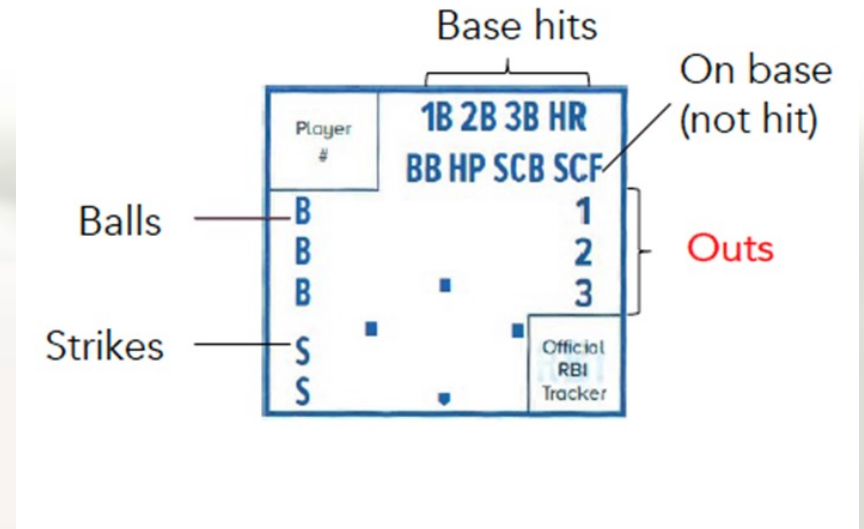
Date of Game	Pitches Thrown	Pitcher's Name	Unif. No.	League Age	Tm. Manager's Signature *	Opp. Manager's Signature *	Scorekeeper/Ump Signature *	Eligible to pitch again on (date)



# Recording the At-Bat: Scoreblock Basics

## ■ Scoreblocks

- Pitches
  - Track balls and strikes in order
- How a batter gets on base
  - Base hits
  - Non-hits
- How a batter/runner gets out
  - Record outs in **red pencil**
- How runner(s) progress around the base and record how batter advances
  - Draw line connecting dots of the diamond
  - Fill in diamond when run is scored
- Credit batter with RBI by putting jersey number in RBI section



- 1
- 2
- 3
- 4
- 5

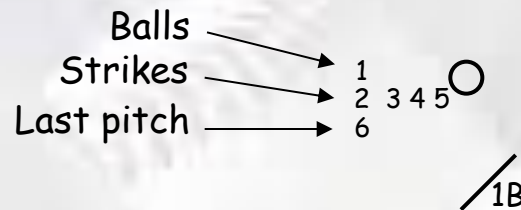


# Recording Pitches

- Scorekeeper maintains official record of pitch count
- Track all balls and strikes in the order they are pitched
  - Balls, strikes/fouls
  - Final pitch count determines days of rest for each pitcher (age based)
- The last pitch of an At-Bat is NOT recorded in the balls and strikes area

## ■ Example

- First pitch = ball
- Second pitch = swing & miss (strike)
- Third pitch = contacts ball, which lands foul (strike)
- Fourth & fifth pitches = contacts ball, which lands
- Sixth pitch = batter gets one-base hit



Player #	Base hits				Official RBI Tracker
	1B	2B	3B	HR	
Balls	B				1 2 3
	B				
	B				
Strikes	S				1 2 3
	S				

Labels and annotations:

- BB HP SCB SCF: On base (not hit)
- Outs: 1, 2, 3

# Tracking Pitch Count

## ■ Tracking pitches during At-Bat

- First pitch = strike
- Second pitch = ball
- Third pitch = strike
- Fourth pitch = batter gets single

Player #	1B	2B	3B	HR
B				1
B				2
B				3
S				
S				

BB HP SCB SCF

Official RBI Tracker

$$\begin{array}{r} 2\ 3 \\ 1\ 4\ 5\ 6 \\ 7 \\ \hline 11 \end{array}$$

Add 7 pitches for current batter and 4 pitches for previous batter to get 11 total pitches.

## ■ Cumulative pitch count

- Track total per at bat
  - Record the last pitch per batter under the balls/strikes rows
- Running total for that pitcher total
  - Draw a short line, then running total

$$\begin{array}{r} 4 \\ 1\ 2\ 3\ 5 \\ \hline 6 \\ 17 \end{array}$$

1B

$$\begin{array}{r} 3\ 4\ 5 \\ 1\ 2\ 6 \\ 7 \\ \hline 24 \\ \hline \end{array}$$

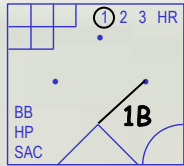
BB

Add 6 pitches for current batter and 11 pitches for previous batters to get 17 total pitches.

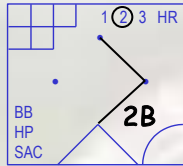
## ■ Final pitch count

- Circle the final pitch count for a pitcher
- Running total starts over with new pitcher

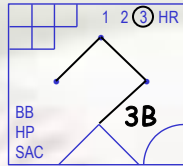
# Scorekeeping Symbols: Getting On Base



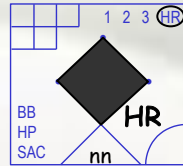
Single



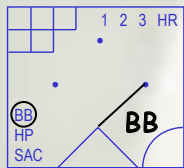
Double



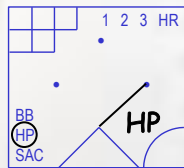
Triple



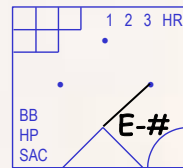
Homerun



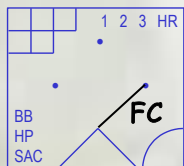
Walk



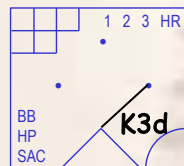
Hit by pitch



Error



Fielder's choice

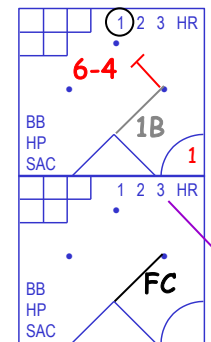


Dropped third strike

## Fielder's Choice

*Batter reaches safely because fielder throws to another base in attempt to put out preceding runner*

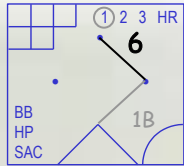
- Runner on base
- Batter hits ball to SS, who chooses to throw to 2B for the out.
- Batter reaches 1B safely.



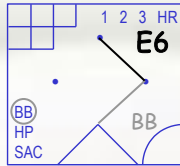
Not a hit



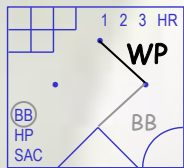
# Scorekeeping Symbols: Advancing



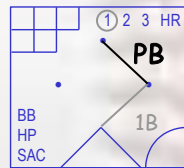
Advanced by  
jersey #6



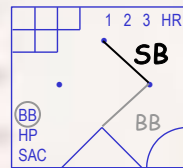
Error by  
shortstop



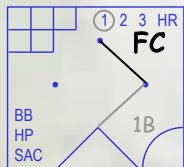
Wild  
pitch



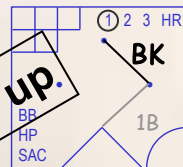
Passed  
ball



Stolen  
base



Fielder's  
choice



Balk

50/70 & up.

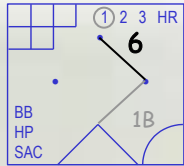
Let's practice

5	2	Evans, Emily	9	
6	5	Flores, Felix	2	

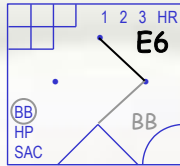
Example:

1. Evans (#2) hits a line drive single past SS.
2. Evans steals 2<sup>nd</sup>
3. Flores (#5) hits a double to deep center field. Evans scores.
4. Flores is awarded 3<sup>rd</sup> base on a balk.

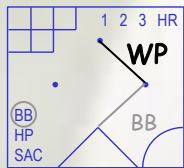
# Scorekeeping Symbols: Advancing



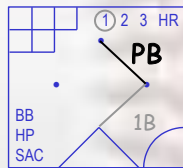
Advanced by  
jersey #6



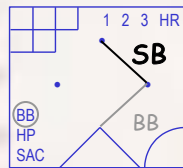
Error by  
shortstop



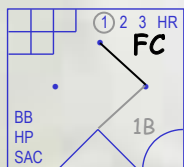
Wild  
pitch



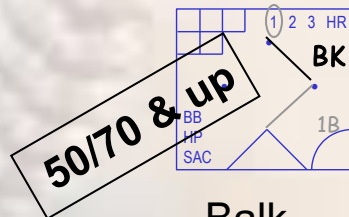
Passed  
ball



Stolen  
base



Fielder's  
choice



Balk

Example:

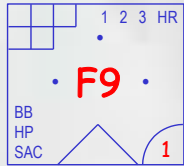
5	2	Evans, Emily	9	
6	5	Flores, Felix	2	

Example:

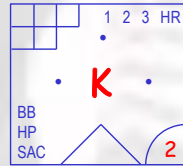
1. Evans (#2) hits a line drive single past SS.
2. Ball to Flores, Evans steals 2<sup>nd</sup>
3. Flores (#5) hits a double to deep center field. Evans scores.
4. Flores is awarded 3<sup>rd</sup> base on a balk.

# Scorekeeping Symbols: Outs

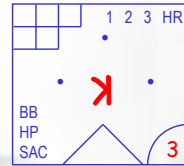
## ■ Batter is Out



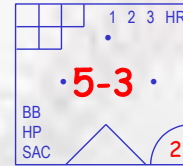
Fly out  
(to RF)



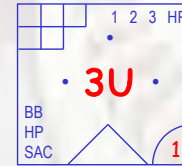
Strike out,  
swinging



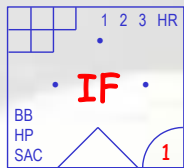
Strike out,  
called



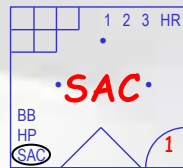
Force out  
or tag out



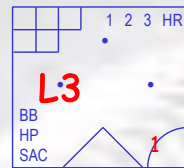
Unassisted play



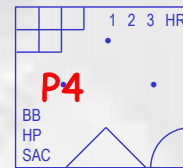
Infield fly



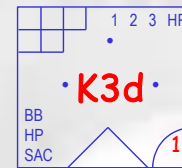
Sacrifice  
fly or bunt



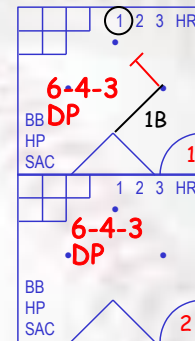
Line Out  
(to 1B)



Pop Out  
(to 2B)



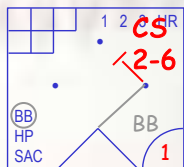
Dropped  
third strike



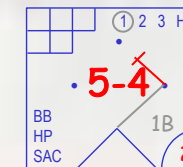
Double play

Batter hit grounder to  
SS, who threw to 2B,  
who threw to 1B.

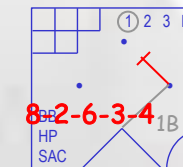
## ■ Runner is Out



Caught  
stealing



Force out  
or tag out

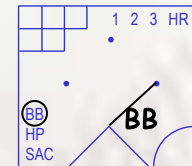


Run down

# Scorekeeping Symbols (slide 1 of 4)

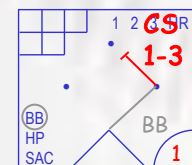
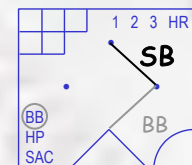
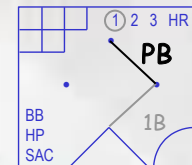
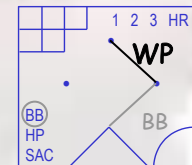
## ■ Base on balls (walk)

- Batter receives four pitches outside the strike zone that the batter does not attempt to hit
- Intentional base on balls = "IBB"



## ■ Stealing/advancing on wild pitch/passed ball

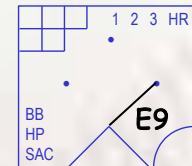
- Wild pitch – pitch thrown so high, low or wide that it cannot be caught by catcher
- Passed ball – pitch that could have been caught by catcher but got away
- Stolen base – when the runner successfully advances;
  - ex. leaves base as soon as the pitch reaches the batter
  - Caught stealing – runner put out trying to steal OR picked off OR on an overslide while stealing



# Scorekeeping Symbols (slide 2 of 4)

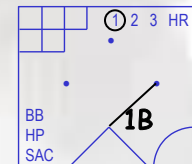
## ■ Error

- Use position number of the fielder responsible for the error (e.g. right fielder drops ball – E9)



## ■ Hit or Error?

- The test: should the fielder have made the play with ordinary effort? If yes, then score as an error.
- Score as a hit if
  - two players collide
  - fielder steps in gopher hole
  - sun gets in fielder's eyes
  - ball takes a funny hop
  - fielder has to make a diving catch
  - fielder runs into the fence

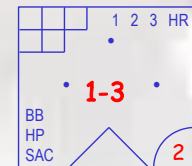
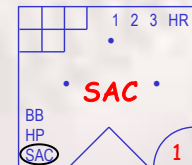
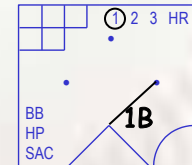




# Scorekeeping Symbols (slide 3 of 4)

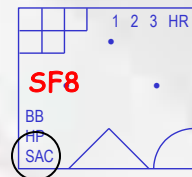
## ■ Bunting

- If batter gets on base, score as a hit
- If batter is out due to sacrifice bunt (to advance a runner), record "SAC". Batter is 0-for-0 for that at-bat.
- If batter is out due to unsuccessful bunt, score as usual put out



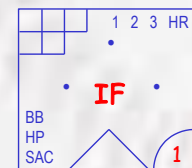
## ■ Sacrifice Fly

- Def: When a batter hits a fly ball to the outfield that is caught, but allows a runner to advance.
- Record as "SF"+position number. The batter is officially 0-for-0.



## ■ Infield fly rule

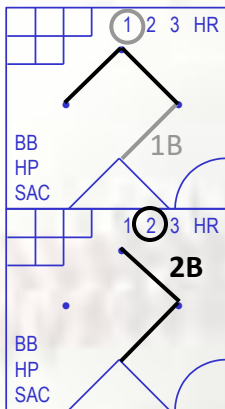
- Def: a fair fly ball which can be caught by an infielder with ordinary effort, when runners are on 1<sup>st</sup> & 2<sup>nd</sup> OR the bases are loaded.
- "Infield Fly" is declared by umpire, batter is out



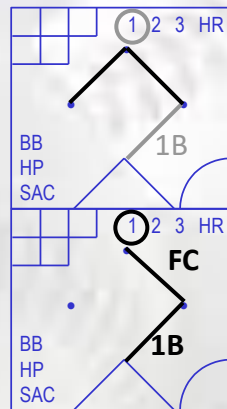
# Scorekeeping Symbols (slide 4 of 4)

- **Fielder's Choice**

- When the batter reaches safely because the fielder attempted to get an out somewhere else.
- If a runner advances directly because the fielder attempted to get an out somewhere else.



or



- **2B or 1B+FC?**

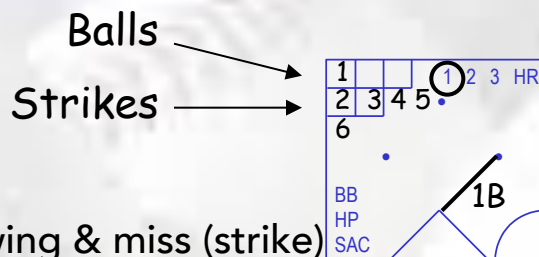
- Runner on 1B
- Batter hits safely to LF
- LF throws to 3B, but runner is safe. Batter advances to 2<sup>nd</sup>.
- Would batter have made it to 2B if LF had thrown to 2B?
  - Yes – score as 2B
  - No – score as 1B + FC

# Recording Pitches

- Scorekeeper is official record of pitch count
- Track all balls and strikes in the order they are pitched
  - Balls, strikes/fouls
  - Final pitch count determines days of rest for each pitcher (age based)
- The last pitch of an At-Bat is NOT recorded in the balls and strikes area

- Example

- First pitch = ball
- Second pitch = swing & miss (strike)
- Third pitch = contacts ball, which lands foul (strike)
- Fourth & fifth pitches = contacts ball, which lands foul
- Sixth pitch = batter gets one-base hit



# Tracking Pitch Count

## ■ Tracking pitches during At-Bat

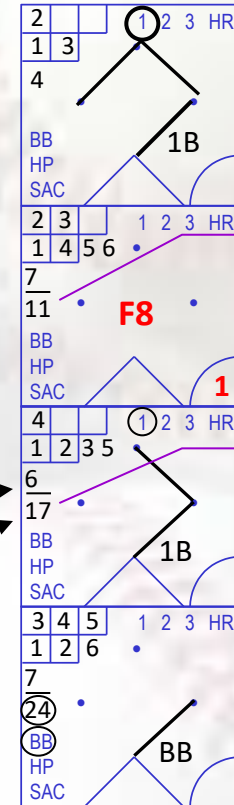
- First pitch = strike
- Second pitch = ball
- Third pitch = strike
- Fourth pitch = batter gets single

## ■ Cumulative pitch count

- Track total per at bat
  - Record the last pitch per batter under the balls/strikes rows
- Running total for that pitcher total
  - Draw a short line, then running total

## ■ Final pitch count

- Circle the final pitch count for a pitcher
- Running total starts over with new pitcher



Add 7 pitches for current batter and 4 pitches for previous batter to get 11 total pitches.

Add 6 pitches for current batter and 11 pitches for previous batters to get 17 total pitches.



# Pitch Count Rules

- Notify umpire when pitcher has reached pitch limit
- Pitcher must be removed from mound when limit reached (may move to a different position)
  - If pitcher reaches limit while facing a batter, the pitcher may complete the at-bat or may be removed from the mound
- Days of rest required
  - Use aged-based thresholds
  - Use first pitch to the last batter faced to determine threshold for required rest days.
  - Days are "calendar days". **Example:** if a 10-yr old pitcher throws 60 pitches on Saturday, he must not pitch on Sun, Mon, or Tues (eligible to pitch Wed)

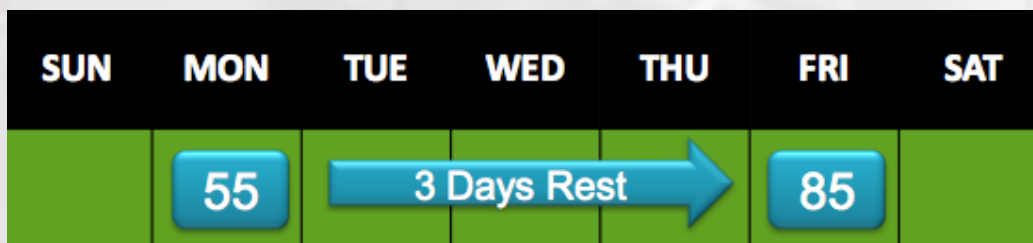
Age based pitch limits	
League age	Max pitches per day
17-18	105
13-16	95
11-12	85
9-10	75
7-8	50

Age-based pitching thresholds to determine rest days					
14 years and under	Pitches in a day	Rest required	15 years and older	Pitches in a day	Rest required
	66 +	4 calendar days		76 +	4 calendar days
	51-65	3 calendar days		61-75	3 calendar days
	36-50	2 calendar days		46-60	2 calendar days
	21-35	1 calendar days		31-45	1 calendar days
	1-20	none		1-30	none



# Pitch Count Examples

- A 12-year old throws 55 pitches on Monday
- He requires three (3) days of rest
- He is eligible to pitch again on Friday Up to 85 pitches



League age	Max pitches per day
17-18	105
13-16	95
11-12	85
9-10	75
7-8	50

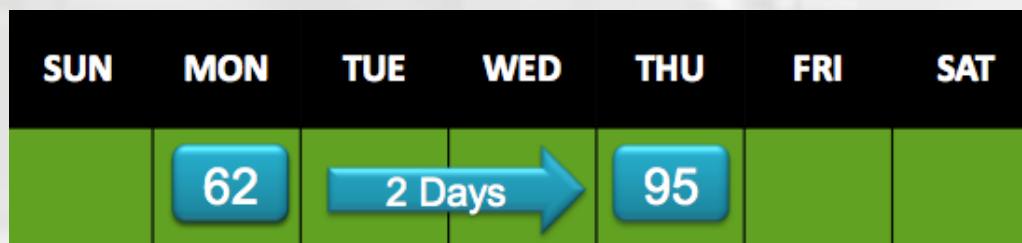
14 years and under	Pitches in a day	Rest required
	66 +	4 calendar days
	51-65	3 calendar days
	36-50	2 calendar days
	21-35	1 calendar days
	1-20	none

15 years and older	Pitches in a day	Rest required
	76 +	4 calendar days
	61-75	3 calendar days
	46-60	2 calendar days
	31-45	1 calendar days
	1-30	none

# Pitch Count Examples

- 15-year old at 55 pitches when new batter started
- Throws 7 pitches to final batter (now 62 pitches)
- Pitcher requires only two (2) days of rest, even though crossed into the next threshold
- Eligible to pitch again Thursday (up to 95 pitches)


League age	Max pitches per day
17-18	105
13-16	95
11-12	85
9-10	75
7-8	50



14 years and under	Pitches in a day	Rest required
	66 +	4 calendar days
	51-65	3 calendar days
	36-50	2 calendar days
	21-35	1 calendar days
	1-20	none

15 years and older	Pitches in a day	Rest required
	76 +	4 calendar days
	61-75	3 calendar days
	46-60	2 calendar days
	31-45	1 calendar days
	1-30	none

# End of Half-Inning

- Draw arrow  pointing to next batter
- Draw line through unused scoreblocks for the inning
- Tally runs and hits
  - At the bottom of the inning, fill in runs and hits in spaces provided
  - Keep running totals in shaded columns

Two runs scored in fourth inning

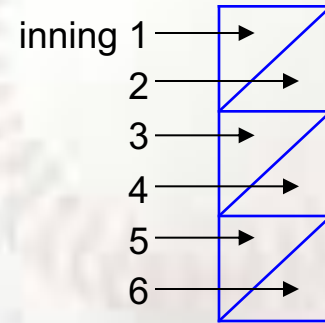
Two runs total for the game

	1	2	3	4	5	6
INNING TOTALS = Unshaded Areas						
RUNS	0	0	0	0	0	0
HITS	1	1	2	3	0	3
ERRORS						
RUNNING TOTALS = Shaded Areas						
L.O.B.						
E.R.						

		PLAYERS		Pos	1	2	3	4
No	Last, First	PLAYERS	Pos					
1	11	Allen, Alex	8	4				
	1	11	Allen, Alex	-	1B			9
				5				6
2	9	Brown, Brandon	4	8				
	2	9	Brown, Brandon	6				
				-	1			
3	6	Clark, Chris	3	3				
	3	6	Clark, Chris	9				
				6				
4	7	Diaz, Dante	7	7				
	4	7	Diaz, Dante	5				
				-				
5	2	Evans, Emily	9	9				
	5	2	Evans, Emily	-				
				8				
6	5	Flores, Felix	2	2				
	6	5	Flores, Felix	8				
				7				
7	12	Garcia, Greg	5	7				
	7	12	Garcia, Greg	3				
				9				
8	1	Hall, Hannah	6	9				
	8	1	Hall, Hannah	4				
				1				
9	10	Ing, Izzy	1	1				
	9	10	Ing, Izzy	7				
				2				
10	3	Jones, Jacob	-	5				
	10	3	Jones, Jacob	1				
				3				
11	4	Kim, Kevin	-	6				
	11	4	Kim, Kevin	2				
				4				
12				4				
12		ABSENT						
8		ABSENT						
13		ABSENT						
13		Lee, Louis						

# Substitutions & Position Changes: Continuous Rotation

- Field position changes & subs
  - Can use 6 triangular spaces to note positions for 6 innings
  - Fill in changes one inning at a time – when manager announces subs
  - Check that all players and positions are accounted for every inning



PLAYERS								
No	Last, First	Pos	1	2	3	4	5	6
1	11 Allen, Alex	8 4 - 1	1B		1-3			
2	9 Brown, Brandon	4 8 6 2	K		3U			
3	6 Clark, Chris	3	6-3		→	7 2B 2		
4	7 Diaz, Dante	7 7 5 3	F8			2 1B		
5	2 Evans, Emily	9 9 - 4	→	4-3		1B		

Blank spaces = ??  
We won't know.  
Could lead to mandatory play issues.

# Substitutions & Position Changes: Middle of Inning

- Mid-Inning Changes

- Regardless of level, if substitution or position changes occurs in the middle of an inning, record the change in the lineup section.

PLAYERS			POS			
NO	LAST	FIRST		1	2	
8	1	Hall, Hannah	6	1		
9	10	Ing, Izzy	1	-		
10						

PLAYERS			POS			
NO	LAST	FIRST		1	2	
8	1	Hall, Hannah	6	6		
9	10	Ing, Izzy	1	1		
10						



# End of Game

- Record final score on scoresheet

- If the game ends before 6 innings are played, note reason (darkness, 10-run rule, etc.)

FINAL SCORE

8-5  
Giants

Winning team

- Check minimum playing time

- Verify that every player present played at least 6 defensive outs & 1 at-bat
- Note issues on scoresheet, and notify manager

- Obtain signatures from

- Both scorekeepers in scorebook
- Both managers & home scorekeeper in pitching log

Niles-Centerville Little League -- Baseball Pitcher Eligibility Tracking Form

Division \_\_\_\_\_ Team \_\_\_\_\_

Date of Game	Pitches Thrown	Pitcher's Name	Unif. No.	League Age	Tm. Manager's Signature *	Opp. Manager's Signature *	Scorekeeper/Ump Signature *	Eligible to pitch again on (date)
5/5/12	62	Ing, I.	10	11	<i>M. Miller</i>	<i>Zeb Lam</i>	<i>Andy Miyasato</i>	5/9/12
5/5/12	45	Hall, H.	1	12	<i>M. Miller</i>	<i>Zeb Lam</i>	<i>Andy Miyasato</i>	5/8/12

Get signatures of both managers

Home scorekeeper must sign

Highlighter line to separate games



# MA/MJ Example

## continuous lineup

# Junior Example

## 9-man lineup

Positions listed for every player

Horizontal red line shows pitcher change

Outs in red

Filled diamonds show runs

Continuous batting order - loops to top of list

Total thrown for each pitcher

PLAYERS		P O S	Cubs					VS	Yankees					DATE	8-27-10
NO	LAST	FIRST	1	2	3	4	5	6	7	DATE	TIME	1:30			
1	5	Wang, D	1B	2B	3B	SS	LF	CF	RF	ER	ER	ER			
2	3	Foxx, K	1B	2B	3B	SS	LF	CF	RF	ER	ER	ER			
3	10	Armaz, O	1B	2B	3B	SS	LF	CF	RF	ER	ER	ER			
4	1	Atfield, K	1B	2B	3B	SS	LF	CF	RF	ER	ER	ER			
5	4	Lopez, G	P												
6	2	Ragsdale, T	P												
7	8	White, B	P												
8	11	Kerns, K	P												
9	6	Chan, E	P												
10	12	Ortiz, H	P												
11	9	Jaafar, L	P												
12															

INNING TOTALS = Unshaded Areas	RUNS	HITS	ERRORS	L.O.B.	1	2	3	4	5	6	7
	0	0	0	1	0	0	3	3	0	3	2
	1	1	0	1	5	6	0	7	2	5	0
	E	E	E	E	6	0	3	2	5	0	5
RUNNING TOTALS = Shaded Areas	L.O.B.	1	1	2	2	4	1	5	1	8	2
	E.R.	ER	ER	ER	ER	ER	ER	ER	ER	ER	ER

NO	PITCHERS	TOTALS	W	L	IP	AB	R	H	SO	BB	ER
4	Lopez, G				74						
5	Wang, D	84			46						

PITCHES BY INNING	1	2	3
TOTAL			

Position changes noted as needed

Vertical line shows when subs came in

Subs

PLAYERS		P O S	Rangers					VS	Giants					DATE	5-1-10
NO	LAST	FIRST	1	2	3	4	5	6	7	DATE	TIME	8:30 am			
1	2	Godinez, U	1B	2B	3B	SS	LF	CF	RF	ER	ER	ER			
2	10	Meyers, N	1B	2B	3B	SS	LF	CF	RF	ER	ER	ER			
3	7	Kerns, C	1B	2B	3B	SS	LF	CF	RF	ER	ER	ER			
4	12	Lee, D	1B	2B	3B	SS	LF	CF	RF	ER	ER	ER			
5	8	Choi, S	P												
6	23	Black, F	P												
7	5	Suarez, E	P												
8	3	Croft, D	P												
9	16	Strickland, N	P												
10															
11	6	Singh, C	P												
12	14	Reimer, J	P												
13	18	Jones, T	P												

INNING TOTALS = Unshaded Areas	RUNS	HITS	ERRORS	L.O.B.	1	2	3	4	5	6	7
	0	0	0	1	0	1	0	0	3	0	1
	2	2	1	3	0	3	0	3	0	3	0
	E	E	E	E	3	0	3	0	3	0	3
RUNNING TOTALS = Shaded Areas	L.O.B.	2	1	3	0	3	0	3	1	4	0
	E.R.	ER	ER	ER	ER	ER	ER	ER	ER	ER	ER

NO	PITCHERS	TOTALS	W	L	IP	AB	R	H	SO	BB	ER
12	Lee, D				85						
23	Black, F	85			10						

PITCHES BY INNING	1	2	3
TOTAL	20	11	14



# MA/MJ Example

## continuous lineup

# Junior Example

## 9-man lineup

Positions listed for every player

Horizontal red line shows pitcher change

Outs in red

Filled diamonds show runs

Continuous batting order - loops to top of list

Total thrown for each pitcher

PLAYERS		P O S	Cubs					VS	Yankees					DATE	8-27-10	
NO	LAST	FIRST	1	2	3	4	5	6	7	1	2	3	4	5	6	7
1	5	Wang, D	1B	2B	3B	SS	LF	CF	RF	1B	2B	3B	SS	LF	CF	RF
2	3	Foxx, K	1B	2B	3B	SS	LF	CF	RF	1B	2B	3B	SS	LF	CF	RF
3	10	Armaz, O	1B	2B	3B	SS	LF	CF	RF	1B	2B	3B	SS	LF	CF	RF
4	1	Atfield, K	1B	2B	3B	SS	LF	CF	RF	1B	2B	3B	SS	LF	CF	RF
5	4	Lopez, G	P													
6	2	Ragsdale, T	P													
7	8	White, B	P													
8	11	Kerns, K	P													
9	6	Chan, E	P													
10	12	Ortiz, H	P													
11	9	Jaafar, L	P													
12																
INNING TOTALS = Unshaded Areas			RUNS	0	0	0	3	3	0	3	2	5	0	5	0	0
RUNNING TOTALS = Shaded Areas			HITS	1	1	0	1	5	6	1	7	1	8	2	10	0
			ERRORS	E	E	E	E	6	6	E	E	E	E	E	E	3
			L.O.B.	1	1	2	2	4	1	1	5	1	2	9	0	4
			E.R.	ER	ER	ER	ER	ER	ER	ER	ER	ER	ER	ER	ER	ER
NO PITCHERS			TOTALS	W	L	IP	AB	R	H	SO	BB	ER	PITCHES BY INNING			
4 Lopez, G						74							1	2	3	
5 Wang, D			84			46										
TOTALS													TOTAL			

Position changes noted as needed

Vertical line shows when subs came in

Subs

PLAYERS		P O S	Rangers					VS	Giants					DATE	5-1-10	
NO	LAST	FIRST	1	2	3	4	5	6	7	1	2	3	4	5	6	7
1	2	Godinez, U	1B	2B	3B	SS	LF	CF	RF	1B	2B	3B	SS	LF	CF	RF
2	10	Meyers, N	1B	2B	3B	SS	LF	CF	RF	1B	2B	3B	SS	LF	CF	RF
3	7	Kerns, C	1B	2B	3B	SS	LF	CF	RF	1B	2B	3B	SS	LF	CF	RF
4	12	Lee, D	1B	2B	3B	SS	LF	CF	RF	1B	2B	3B	SS	LF	CF	RF
5	8	Choi, S	P													
6	23	Black, F	P													
7	5	Suarez, E	P													
8	3	Croft, D	P													
9	16	Strickland, N	P													
10																
11	6	Singh, C	P													
12	14	Reimer, J	P													
13	18	Jones, T	P													
INNING TOTALS = Unshaded Areas			RUNS	0	0	0	1	0	0	0	1	0	0	1	0	0
RUNNING TOTALS = Shaded Areas			HITS	2	2	1	3	0	3	0	3	0	3	0	3	0
			ERRORS	E	E	E	E	E	E	E	E	E	E	E	E	3
			L.O.B.	2	1	3	0	3	0	3	1	1	4	0	4	0
			E.R.	ER	ER	ER	ER	ER	ER	ER	ER	ER	ER	ER	ER	ER
NO PITCHERS			TOTALS	W	L	IP	AB	R	H	SO	BB	ER	PITCHES BY INNING			
12 Lee, D						85							10	11	14	
23 Black, F			85			10										
TOTALS													TOTAL			

# Batting Out of Turn (slide 1 of 2)

**Never inform anyone if a player is about to bat out of order**

1

2

3

Appeal before improper batter completes time at bat

Appeal after improper batter completes at-bat,

but before next pitch/play

but after next pitch/play

PLAYERS			
No	Last, First	Pos	1
1	11 Allen, Alex	8	
2	9 Brown, Brandon	4	
3	6 Clark, Chris	3	



PLAYERS			
No	Last, First	Pos	1
1	11 Allen, Alex	8	
2	9 Brown, Brandon	4	
3	6 Clark, Chris	3	

PLAYERS			
No	Last, First	Pos	1
1	11 Allen, Alex	8	
2	9 Brown, Brandon	4	
3	6 Clark, Chris	3	



PLAYERS			
No	Last, First	Pos	1
1	11 Allen, Alex	8	
2	9 Brown, Brandon	4	
3	6 Clark, Chris	3	

PLAYERS			
No	Last, First	Pos	1
1	11 Allen, Alex	8	
2	9 Brown, Brandon	4	
3	6 Clark, Chris	3	
4	7 Diaz, Dante	7	



**NO ACTION IS TAKEN**  
Improper batter, at-bat, and all baserunner advances are legal

# Batting Out of Turn (slide 2 of 2)

- 3 scenarios (time-dependent)

1

2

3

Appeal <u>before</u> improper batter completes time at bat	Appeal <u>after</u> improper batter completes at-bat,	
	but <u>before</u> next pitch/play	but <u>after</u> next pitch/play
Offense or defense can appeal	Defense can appeal	No appeal
Proper batter replaces improper batter in the box and assumes the count	Proper batter is called out and improper batter is removed from base (if applies)	Improper batter and at-bat have been legalized; no action taken
All baserunner advances are legal	Baserunner advances due to improper batter are erased, other advances are legal	All baserunner advances are legal
	The next batter is one whose name on the lineup follows the proper batter that was called out	Batting order continues with the batter following the legalized improper batter

Let's Practice!

# Practice – Lineups & Game Info

OFFICIAL BATTING ORDER				OFFICIAL BATTING ORDER			
TEAM: Yankees		COACH: _____		TEAM: Giants		COACH: _____	
NO	STARTER NAME	POS	SUBSTITUTE	NO	STARTER NAME	POS	SUBSTITUTE
11	Alex Allen	CF		11	AJ Foyt	RF	
9	Brandon Brown	2B		48	Jimmy Johnson	3B	
6	Chris Clark	1B		18	Kyle Busch	SS	
7	Dante Diaz	LF		10	Danica Patrick	1B	
2	Emily Evans	RF		7	Jackie Stewart	CF	
5	Felix Flores	C		5	Mario Andretti	P	
12	Greg Garcia	3B		24	Jeff Gordon	2B	
1	Hannah Hall	SS		43	Richard Petty	LF	
10	Izzy Ing	P		17	Darrell Waltrip	C	
3	Jacob Jones	B		28	Cale Yarborough	-	
8	Kevin Kim	abs		3	Dale Earnhardt	abs	

Visiting team:  
Giants

Home Team:  
Yankees

Game on  
4/1/17.

First pitch at  
11:05am

Minor A game  
on NCLL  
MajorField

Visiting  
Scorekeeper:  
Larry Light

Home  
Scorekeeper:  
Mary Myer



# Practice Scenarios

Top of 1<sup>st</sup> Inning:

Andretti pitching

#11 Allen

1-ball

2- swings & misses

3-hits foul ball into bushes

4-gets hit by the pitch

#9 Brown

1-3 balls

4-hits foul ball behind C

5-hits ball to 3B, who misses the ball, Allen to 2<sup>nd</sup> base

#6 Clark

1-hits double deep into CF

Allen scores, Brown goes to 3B

#7 Diaz

1-hits ground ball to 1B, who makes the out at 1B

Brown scores, Clark to 3B

#2 Evans

1-3 balls

4-6 hits fouls

7-ball

#5 Flores

1-ball

2-hits grounder to 3B, who throws to 2<sup>nd</sup> base to get Evans out. Clark stays on 3B

#12 Garcia

1-Strike. Flores steals 2<sup>nd</sup> base, and Clark steals home when the catcher throws the ball to 2<sup>nd</sup>.

2-hits fly to LF, and fielder catches ball

**End of Half Inning**

Bottom of 1<sup>st</sup> Inning:

Ing pitching

#11 Foyt

1-ball

2,3 - swings & misses

4-swings & misses.

Catcher drops the pitch, Foyt safe at 1<sup>st</sup>.

#48 Johnson

1-3 balls

4,5,6-hits foul balls

7-hits single, Foyt to 2B

#18 Busch

1- called strike

2-hits grounder to 3B, who steps on third base to force out Foyt. Johnson safe at 2<sup>nd</sup>.

#10 Patrick

1-3 swings & misses

# Practice Scenarios (cont'd)

## #7 Stewart

1- ball

2-swings & misses

3-hits single to pitcher:

Johnson to third, Busch to second

## #5 Andretti

1-ball

2-hits double to right field:

Johnson and Busch score, Stewart goes to third

## #24 Gordon

1-hits fly to RF, and fielder catches ball

**End of Half Inning**

Top of 2<sup>nd</sup> Inning:

## #1 Hall

1-3 balls

4-single to left field

## #10 Ing

1-3 balls

4-6 hits foul balls

7-hits single to center field, Hall to 3<sup>rd</sup> base

## #3 Jones

1-hits pop up to pitcher, who catches the ball

## #11 Allen

1-hits ground ball to SS, who throws the ball to the second baseman in time to get Ing out. The throw to 1<sup>st</sup> base is not in time. Hall scores.

## #9 Brown

1-3 balls

4- strike called

5 – ball.

## #6 Clark

1-swings & misses

2-ball

3-foul

4-5 balls

6-7 foul

8-hits single to center field. Allen attempts to run to 3<sup>rd</sup> base, and is thrown out there by the centerfielder

**End of Half Inning**

# Practice Scenarios (cont'd)

Bottom of 2<sup>nd</sup> Inning:

#43 Petty

1- hits homerun to right field

#17 Waltrip

1-2 balls

3 - hits double to left field

#28 Yarborough

1-3 balls

4- grounds out to first base

Waltrip advances to third base

#11 Foyt

1-hits fly ball to left field, who catches the ball and throws Waltrip out, who was trying to score.

**End of Half Inning**

Top of 3<sup>rd</sup> Inning:

Yarborough replaces Stewart in CF

Busch & Andretti switch positions

#7 Diaz

1- hit by pitch

#2 Evans

1- ball

2- hits ground ball to 3<sup>rd</sup>, who throws to second for the out. Second baseman throws to first for a double play.

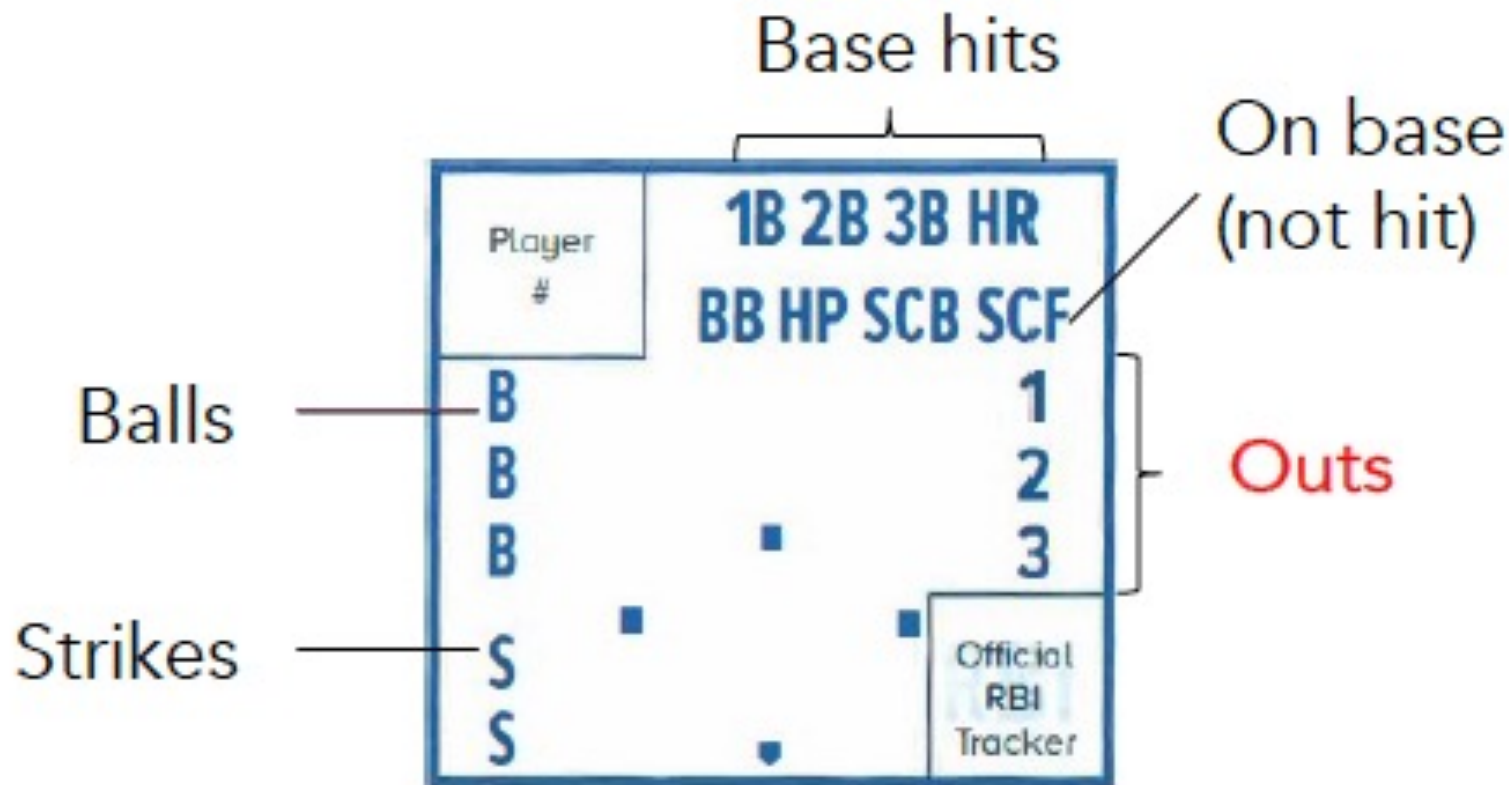
#5 Flores

1-3 balls

4- lines out to shortstop

**End of Half Inning**







11 Alien

Player #	1B	2B	3B	HR
B				1
B				2
B		■		3
S	■		■	Official RBI Tracker
S				

9 Brown

Player #	1B	2B	3B	HR
B				1
B				2
B		■		3
S	■		■	Official RBI Tracker
S				

6 Clark

Player #	1B	2B	3B	HR
B				1
B				2
B		■		3
S	■		■	Official RBI Tracker
S				

7 Diaz

Player #	1B	2B	3B	HR
B				1
B				2
B		■		3
S	■		■	Official RBI Tracker
S				

2 EVANS

Player #	1B	2B	3B	HR
B				1
B				2
B		■		3
S	■		■	Official RBI Tracker
S				

3 Flores


Player #	1B	2B	3B	HR
B				1
B				2
B		■		3
S	■		■	Official RBI Tracker
S				

12 Garcia

Player #	1B	2B	3B	HR
B				1
B				2
B		■		3
S	■		■	Official RBI Tracker
S				



# End of Half-Inning

- Draw arrow  pointing to next batter
- Draw line through unused scoreblocks for the inning
- Tally runs and hits
  - At the bottom of the inning, fill in runs and hits in spaces provided
  - Keep running totals in shaded columns

Two runs scored in fourth inning

Two runs total for the game

	1	2	3	4	5	6
INNING TOTALS = Unshaded Areas						
RUNS	0	0	0	2	2	
HITS	1	1	2	3	0	3
ERRORS						
RUNNING TOTALS = Shaded Areas						
L.O.B.						
E.R.						

		PLAYERS		Pos			
No	Last, First	PLAYERS	Pos	1	2	3	4
1	11	Allen, Alex	8 4				
1	11	Allen, Alex	- 1 8	1B			9
			5 2				6
2	9	Brown, Brandon	4 8 5				
2	9	Brown, Brandon	6 2 4	K			
			- 1 6				
3	6	Clark, Chris	3 3				
3	6	Clark, Chris	9 3	6-3			
			6 4 9				
4	7	Diaz, Dante	7 7 6				
4	7	Diaz, Dante	5 3 7	F8			
			- 9 5				
5	2	Evans, Emily	9 9				
5	2	Evans, Emily	- 4 9		4-3		6-3
			8 5				
6	5	Flores, Felix	2 2 8				
6	5	Flores, Felix	8 5 2		5-4		F9
			7 2 8		1B		
7	12	Garcia, Greg	5 7				
7	12	Garcia, Greg	3 6 5		1B		
			9 3				
8	1	Hall, Hannah	6 9				
8	1	Hall, Hannah	4 9 6		K		
			1 7 4				
9	10	Ing, Izzy	1 1 1				
9	10	Ing, Izzy	7 1			F5	
			2 6 7				
10	3	Jones, Jacob	- 5 2			1-3	
10	3	Jones, Jacob	1 7				
			3 8 1				
11	4	Kim, Kevin	- 6 3				
11	4	Kim, Kevin	2 8			U1	
			4 3 2				
12			4				
12		ABSENT					
8		ABSENT					
13	8	Lee, Louis					
13							

11 FOYT

Player #	1B	2B	3B	HR
B				1
B				2
B				3
S				
S				

48 JOHNSON

Player #	1B	2B	3B	HR
B				1
B				2
B				3
S				
S				

18 BUSCH

Player #	1B	2B	3B	HR
B				1
B				2
B				3
S				
S				

10 PATRICK

Player #	1B	2B	3B	HR
B				1
B				2
B				3
S				
S				

7 STEWART

Player #	1B	2B	3B	HR
B				1
B				2
B				3
S				
S				

5 ANDRETTI

Player #	1B	2B	3B	HR
B				1
B				2
B				3
S				
S				

24 GORDON

Player #	1B	2B	3B	HR
B				1
B				2
B				3
S				
S				

BOTTOM OF FIRST INNING

1 HALL

Player #	1B	2B	3B	HR
B				1
B				2
B				3
S	■			
S			■	

BB HP SCB SCF

Official RBI Tracker

10 ING

Player #	1B	2B	3B	HR
B				1
B				2
B				3
S	■			
S			■	

BB HP SCB SCF

Official RBI Tracker

3 JONES

Player #	1B	2B	3B	HR
B				1
B				2
B				3
S	■			
S			■	

BB HP SCB SCF

Official RBI Tracker

11 ALLEN

Player #	1B	2B	3B	HR
B				1
B				2
B				3
S	■			
S			■	

BB HP SCB SCF

Official RBI Tracker

9 BROWN

Player #	1B	2B	3B	HR
B				1
B				2
B				3
S	■			
S			■	

BB HP SCB SCF

Official RBI Tracker

6 CLARK

Player #	1B	2B	3B	HR
B				1
B				2
B				3
S	■			
S			■	

BB HP SCB SCF

Official RBI Tracker

7 DIAZ

Player #	1B	2B	3B	HR
B				1
B				2
B				3
S	■			
S			■	

BB HP SCB SCF

Official RBI Tracker

Top of 2<sup>nd</sup> – back to “first side” of book.

Pick up across from arrow you made.

Make sure you are in a new column!



9 BROWN

6 CLARK

7 DIAZ

2 EVANS

5 FLORES

Player #	1B	2B	3B	HR	BB	HP	SCB	SCF
B								1
B								2
B								3
S								
S								
Official RBI Tracker								
Player #	1B	2B	3B	HR	BB	HP	SCB	SCF
B								1
B								2
B								3
S								
S								
Official RBI Tracker								
Player #	1B	2B	3B	HR	BB	HP	SCB	SCF
B								1
B								2
B								3
S								
S								
Official RBI Tracker								
Player #	1B	2B	3B	HR	BB	HP	SCB	SCF
B								1
B								2
B								3
S								
S								
Official RBI Tracker								
Player #	1B	2B	3B	HR	BB	HP	SCB	SCF
B								1
B								2
B								3
S								
S								
Official RBI Tracker								
Player #	1B	2B	3B	HR	BB	HP	SCB	SCF
B								1
B								2
B								3
S								
S								
Official RBI Tracker								

#18

Top of 3<sup>RD</sup>

New pitcher!

Record in the three places AND put line

# Thanks for all you do!

Jeanine DeBacker

510.499.7051 (text is best)

jdebacker@mstpartners

**After your game, please email score  
to:**

**ncllscorekeeping@gmail.com**